

The Annual Quality Assurance Report (AQAR) of the IQAC
2010-11

Part – A

I. Details of the Institution

1.1 Name of the Institution

Sant Sohirobanath Ambiyé Govt.
College of Arts & Commerce

1.2 Address Line 1

Virnoda

Address Line 2

City/Town

Pernem

State

Goa

Pin Code

403512

Institution e-mail address

gcacpg@yahoo.co.in

Contact Nos.

0832-2201210

Name of the Head of the Institution:

Dr. Gervasio S.F.L. Mendes

Tel. No. with STD Code:

(0832)2201210, 6450149

Mobile:

9421094271

Name of the IQAC Co-ordinator:

Prof. Oscar De Noronha

Mobile:

IQAC e-mail address:

1.3 NAAC Track ID (For ex. MHCOGN 18879)

1.4 NAAC Executive Committee No. & Date:
(For Example EC/32/A&A/143 dated 3-5-2004.
This EC no. is available in the right corner- bottom
of your institution's Accreditation Certificate)

1.5 Website address:

Web-link of the AQAR:

For ex. <http://www.ladykeanecollege.edu.in/AQAR2012-13.doc>

1.6 Accreditation Details

Sl. No.	Cycle	Grade	CGPA	Year of Accreditation	Validity Period
1	1 st Cycle	B	2.85	2009	05
2	2 nd Cycle				
3	3 rd Cycle				
4	4 th Cycle				

1.7 Date of Establishment of IQAC : DD/MM/YYYY

1.8 AQAR for the year (for example 2010-11)

1.9 Details of the previous year's AQAR submitted to NAAC after the latest Assessment and Accreditation by NAAC ((for example AQAR 2010-11 submitted to NAAC on 12-10-2011)

- i. AQAR 29/10/2014_____ (DD/MM/YYYY)
- ii. AQAR_____ (DD/MM/YYYY)
- iii. AQAR_____ (DD/MM/YYYY)
- iv. AQAR_____ (DD/MM/YYYY)

1.10 Institutional Status

University State Central Deemed Private

Affiliated College Yes No

Constituent College Yes No

Autonomous college of UGC Yes No

Regulatory Agency approved Institution Yes No

(eg. AICTE, BCI, MCI, PCI, NCI)

Type of Institution Co-education Men Women
Urban Rural Tribal

Financial Status Grant-in-aid UGC 2(f) UGC 12B

Grant-in-aid + Self Financing Totally Self-financing

1.11 Type of Faculty/Programme

Arts Science Commerce Law PEI (Phys Edu)

TEI (Edu) Engineering Health Science Management

Others (Specify)

1.12 Name of the Affiliating University (for the Colleges)

Goa University

1.13 Special status conferred by Central/ State Government-- UGC/CSIR/DST/DBT/ICMR etc

Autonomy by State/Central Govt. / University

University with Potential for Excellence UGC-CPE

DST Star Scheme UGC-CE

UGC-Special Assistance Programme DST-FIST

UGC-Innovative PG programmes Any other (*Specify*)

UGC-COP Programmes

2. IQAC Composition and Activities

2.1 No. of Teachers

2.2 No. of Administrative/Technical staff

2.3 No. of students

2.4 No. of Management representatives

2.5 No. of Alumni

2.6 No. of any other stakeholder and community representatives

2.7 No. of Employers/ Industrialists

2.8 No. of other External Experts

2.9 Total No. of members

2.10 No. of IQAC meetings held

2.11 No. of meetings with various stakeholders: No. Faculty

Non-Teaching Staff Students Alumni Others

2.12 Has IQAC received any funding from UGC during the year? Yes No

If yes, mention the amount

2.13 Seminars and Conferences (only quality related)

(i) No. of Seminars/Conferences/ Workshops/Symposia organized by the IQAC

Total Nos. International National State Institution Level

(ii) Themes

2.14 Significant Activities and contributions made by IQAC

2.15 Plan of Action by IQAC/Outcome

The plan of action chalked out by the IQAC in the beginning of the year towards quality enhancement and the outcome achieved by the end of the year *

Plan of Action	Achievements
NIL	NIL

* Attach the Academic Calendar of the year as Annexure.

2.15 Whether the AQAR was placed in statutory body Yes No

Management Syndicate Any other body

Provide the details of the action taken

Part – B

Criterion – I

I. Curricular Aspects

1.1 Details about Academic Programmes

Level of the Programme	Number of existing Programmes	Number of programmes added during the year	Number of self-financing programmes	Number of value added / Career Oriented programmes
PhD	Nil	Nil	Nil	Nil
PG	Nil	Nil	Nil	Nil
UG	02	Nil	Nil	Nil
PG Diploma	Nil	Nil	Nil	Nil
Advanced Diploma	Nil	Nil	Nil	Nil
Diploma	Nil	Nil	Nil	Nil
Certificate	01	Nil	Nil	Nil
Others	Nil	Nil	Nil	Nil
Total	03	Nil	Nil	Nil
Interdisciplinary	Nil	Nil	Nil	Nil
Innovative	Nil	Nil	Nil	Nil

1.2 (i) Flexibility of the Curriculum: **Elective option**

(ii) Pattern of programmes:

Pattern	Number of programmes
Semester	02
Trimester	-
Annual	-

1.3 Feedback from stakeholders* Alumni Parents Employers Students
(On all aspects)

Mode of feedback : Online Manual Co-operating schools (for PEI)

*Please provide an analysis of the feedback in the Annexure : Data available in the office.

1.4 Whether there is any revision/update of regulation or syllabi, if yes, mention their salient aspects.

Done at a regular interval by BOS.

1.5 Any new Department/Centre introduced during the year. If yes, give details.

NIL

Criterion – II

2. Teaching, Learning and Evaluation

2.1 Total No. of permanent faculty

Total	Asst. Professors	Associate Professors	Professors	Others
12	03	09	Nil	Nil

2.2 No. of permanent faculty with Ph.D.

06

2.3 No. of Faculty Positions Recruited (R) and Vacant (V) during the year

Asst. Professors		Associate Professors		Professors		Others		Total	
Nil	Nil	Nil	Nil	Nil	Nil	Nil	Nil	Nil	Nil

2.4 No. of Guest and Visiting faculty and Temporary faculty

Visiting -
13

Guest -
Nil

Temporary - 05

2.5 Faculty participation in conferences and symposia:

No. of Faculty	International level	National level	State level
Attended	1	Nil	Nil
Presented papers	1	Nil	Nil
Resource Persons	Nil	Nil	Nil

2.6 Innovative processes adopted by the institution in Teaching and Learning:

Debate, Brain storming, Group discussions, field trips, survey, etc.

2.7 Total No. of actual teaching days during this academic year

180

2.8 Examination/ Evaluation Reforms initiated by the Institution (for example: Open Book Examination, Bar Coding, Double Valuation, Photocopy, Online Multiple Choice Questions)

NIL

2.9 No. of faculty members involved in curriculum restructuring/revision/syllabus development as member of Board of Study/Faculty/Curriculum Development workshop

01

BOS

2.10 Average percentage of attendance of students

80%

2.11 Course/Programme wise
distribution of pass percentage :

Title of the Programme	Total no. of students appeared	Division				
		Distinction %	I %	II %	III %	Pass %
B.A.	29	(03) 10.34%	(13) 44.82%	(09) 31%	(02) 6.89%	(27) 93.10%
B.Com	52	(04) 7.69%	(15) 28.84%	(20) 38.46%	(03) 5.76%	(42) 80.76%

2.12 How does IQAC Contribute/Monitor/Evaluate the Teaching & Learning processes :

NIL

2.13 Initiatives undertaken towards faculty development

<i>Faculty / Staff Development Programmes</i>	<i>Number of faculty benefitted</i>
Refresher courses	01
UGC – Faculty Improvement Programme	Nil
HRD programmes	Nil
Orientation programmes	Nil
Faculty exchange programme	Nil
Staff training conducted by the university	Nil
Staff training conducted by other institutions	Nil
Summer / Winter schools, Workshops, etc.	Nil
Others	Nil

2.14 Details of Administrative and Technical staff

Category	Number of Permanent Employees	Number of Vacant Positions	Number of permanent positions filled during the Year	Number of positions filled temporarily
Administrative Staff	05	03	Nil	08
Technical Staff	01	Nil	Nil	Nil

Criterion – III

3. Research, Consultancy and Extension

3.1 Initiatives of the IQAC in Sensitizing/Promoting Research Climate in the institution

NIL

3.2 Details regarding major projects

	Completed	Ongoing	Sanctioned	Submitted
Number	Nil	Nil	Nil	Nil
Outlay in Rs. Lakhs	Nil	Nil	Nil	Nil

3.3 Details regarding minor projects

	Completed	Ongoing	Sanctioned	Submitted
Number	Nil	Nil	01	Nil
Outlay in Rs. Lakhs	Nil	Nil	40,000	Nil

3.4 Details on research publications


	International	National	Others
Peer Review Journals	Nil	Nil	Nil
Non-Peer Review Journals	Nil	Nil	Nil
e-Journals	Nil	Nil	Nil
Conference proceedings	Nil	Nil	Nil

3.5 Details on Impact factor of publications:

Range Average h-index Nos. in SCOPUS

3.6 Research funds sanctioned and received from various funding agencies, industry and other organisations

Nature of the Project	Duration Year	Name of the funding Agency	Total grant sanctioned	Received
Major projects	Nil	Nil	Nil	Nil
Minor Projects	02	UGC	40,000	
Interdisciplinary Projects	Nil	Nil	Nil	Nil
Industry sponsored	Nil	Nil	Nil	Nil
Projects sponsored by the University/ College	Nil	Nil	Nil	Nil
Students research projects <i>(other than compulsory by the University)</i>	Nil	Nil	Nil	Nil
Any other(Specify)	Nil	Nil	Nil	Nil
Total	02	01	40000	Nil



3.7 No. of books published i) With ISBN No. Chapters in Edited Books

ii) Without ISBN No.

3.8 No. of University Departments receiving funds from

UGC-SAP CAS DST-FIST
DPE DBT Scheme/funds

3.9 For colleges

Autonomy CPE DBT Star Scheme
INSPIRE CE Any Other (specify)

3.10 Revenue generated through consultancy

3.11 No. of conferences

organized by the Institution

Level	International	National	State	University	College
Number	Nil	Nil	Nil	Nil	Nil
Sponsoring agencies	Nil	Nil	Nil	Nil	Nil

3.12 No. of faculty served as experts, chairpersons or resource persons

3.13 No. of collaborations International National Any other

3.14 No. of linkages created during this year

3.15 Total budget for research for current year in lakhs :

From Funding agency From Management of University/College

Total

3.16 No. of patents received this year

Type of Patent		Number
National	Applied	Nil
	Granted	Nil
International	Applied	Nil
	Granted	Nil
Commercialised	Applied	Nil
	Granted	Nil

3.17 No. of research awards/ recognitions received by faculty and research fellows
Of the institute in the year

Total	International	National	State	University	Dist	College
	NIL	NIL	NIL	NIL	NIL	NIL

3.18 No. of faculty from the Institution
who are Ph. D. Guides
and students registered under them

NA

NA

3.19 No. of Ph.D. awarded by faculty from the Institution

NA

3.20 No. of Research scholars receiving the Fellowships (Newly enrolled + existing ones)

JRF Nil

SRF Nil

Project Fellows Nil

Any other Nil

3.21 No. of students Participated in NSS events:

University level Nil State level Nil

National level Nil International level Nil

3.22 No. of students participated in NCC events:

University level Nil State level Nil

National level Nil International level Nil

3.23 No. of Awards won in NSS:

University level Nil State level Nil

National level Nil International level Nil

3.24 No. of Awards won in NCC:

University level Nil State level Nil

National level Nil International level Nil

3.25 No. of Extension activities organized

University forum	Nil	College forum	02		
NCC	Nil	NSS	04	Any other	Nil

3.26 Major Activities during the year in the sphere of extension activities and Institutional Social Responsibility

- 1. 26th Jan. 2011 – A plastic free zone programme was conducted by Eco – Science Club collaboration with NSS Unit of the College where 500 paper bags were prepared and volunteers handed them over to shopkeepers from Virnoda Panchayat area.
- 2. 17th March 2011 – A free medical camp for general public from the Taluka was organized. 400 citizens benefited.

Criterion – IV

4. Infrastructure and Learning Resources

4.1 Details of increase in infrastructure facilities:

Facilities	Existing	Newly created	Source of Fund	Total
Campus area	20,000 sq. mts.	Nil	Govt.	20,000 sq. mts.
Class rooms	22	Nil	Govt.	22
Laboratories	05	Nil	Govt.	05
Seminar Halls	01	Nil	Govt.	01
No. of important equipments purchased (\geq 1-0 lakh) during the current year.	2	2	Govt.	04
Value of the equipment purchased during the year (Rs. in Lakhs)	83,785	10,50,302	Govt.	113,4087
Others	Nil	Nil	Nil	Nil

4.2 Computerization of administration and library

No

4.3 Library services:

	Existing		Newly added		Total	
	No.	Value	No.	Value	No.	Value
Text Books	941	240,713	67	7490	1008	248,203
Reference Books	5728	1551164	317	114,916	6045	1666080
e-Books	00	00	00	00	00	00
Journals	10	8560	00	00	10	8560
e-Journals	00	00	00	00	00	00
Digital Database	00	00	00	00	00	00
CD & Video	102	Complimentary	31	Complimentary	133	Complimentary
Others (specify)	-	-	-	-	-	-

4.4 Technology up gradation (overall)

	Total Computers	Computer Labs	Internet	Browsing Centres	Computer Centres	Office	Departments	Others
Existing	21	12	03 lines	01	01	03	04	Nil
Added	Nil	Nil	Nil	Nil	Nil	Nil	Nil	Nil
Total	21	12	03 lines	01	01	03	04	Nil

4.5 Computer, Internet access, training to teachers and students and any other programme for technology upgradation (Networking, e-Governance etc.)

NIL

4.6 Amount spent on maintenance in lakhs :

i) ICT	Nil
ii) Campus Infrastructure and facilities	Nil
iii) Equipments	10,50,302
iv) Others	Nil
Total :	10,50,302

Criterion – V

5. Student Support and Progression

5.1 Contribution of IQAC in enhancing awareness about Student Support Services

NIL

5.2 Efforts made by the institution for tracking the progression

NIL

5.3 (a) Total Number of students

UG	PG	Ph. D.	Others
321	nil	nil	nil

(b) No. of students outside the state

06

(c) No. of international students

nil

Men	No	%	Women	No	%
	145			176	

Last Year						This Year					
General	SC	ST	OBC	Physically Challenged	Total	General	SC	ST	OBC	Physically Challenged	Total
192	07	00	71	nil	270	222	04	00	95	00	321

Demand ratio 1:1

Dropout : 0%

5.4 Details of student support mechanism for coaching for competitive examinations (If any)

NIL

No. of students beneficiaries

NIL

5.5 No. of students qualified in these examinations

NET	<input type="text" value="nil"/>	SET/SLET	<input type="text" value="nil"/>	GATE	<input type="text" value="nil"/>	CAT	<input type="text" value="nil"/>
IAS/IPS etc	<input type="text" value="nil"/>	State PSC	<input type="text" value="nil"/>	UPSC	<input type="text" value="nil"/>	Others	<input type="text" value="nil"/>

5.6 Details of student counselling and career guidance

1. 16/08/2010- A seminar was organized on Career Opportunities in Computer Hardware, Software and Networking for TYBA/B.Com students. 2. 20/08/2010 – Campus interview for Ex-Students. 3. 23/04/2011 – 23 students (T.Y.B.Com) and 6 students (TYBA) sent to General Manager Vijaya Bank for vacancy inquiry. 4. 25/04/2011 – Principal trained undergraduate students of commerce on how to appear for campus interview to be held at Saraswat College, Mapusa.

No. of students benefitted

Approximately : 70-80

5.7 Details of campus placement

<i>On campus</i>			<i>Off Campus</i>
Number of Organizations Visited	Number of Students Participated	Number of Students Placed	Number of Students Placed
01	No Data	nil	nil

5.8 Details of gender sensitization programmes

Data not available. But College conducts various programmes of gender sensitization.

5.9 Students Activities

5.9.1 No. of students participated in Sports, Games and other events

State/ University level National level International level

No. of students participated in cultural events

State/ University level National level International level

5.9.2 No. of medals /awards won by students in Sports, Games and other events

Sports : State/ University level National level International level

Cultural: State/ University level National level International level

5.10 Scholarships and Financial Support

	Number of students	Amount
Financial support from institution	06	9000/-
Financial support from government	37	127052/-
Financial support from other sources	63	54800/-
Number of students who received International/ National recognitions	Nil	Nil

5.11 Student organised / initiatives

Fairs : State/ University level National level International level

Exhibition: State/ University level National level International level

5.12 No. of social initiatives undertaken by the students

5.13 Major grievances of students (if any) redressed: NIL

Criterion – VI

6. Governance, Leadership and Management

6.1 State the Vision and Mission of the institution

Vision: Knowledge and Virtue for peace and progress . **Mission:** To empower the youth; promote excellence in all our endeavours; and develop service-minded citizens of the country and the world.

6.2 Does the Institution has a management Information System

NO

6.3 Quality improvement strategies adopted by the institution for each of the following:

6.3.1 Curriculum Development

The College contributes substantially in developing the curriculum since the affiliating university has a system in place to develop and get recommendations of the curriculum from its affiliated Colleges through Board of Studies. A large number of our faculty members are represented in the academic bodies of the Goa University, who regularly participate in the process of syllabus design.

6.3.2 Teaching and Learning

The college uses traditional as well as modern teaching methods. The College teaching faculty have taken many initiatives for effective delivery of curriculum. The faculty is trained/self trained to make themselves familiar with the modern technological resources like internet, projectors, interactive boards, etc. In addition to the regular subject classes, the College also organizes special lectures by inviting experts from various fields to share their knowledge with the students.

6.3.3 Examination and Evaluation

ISAs are conducted as per the University guidelines. The students are communicated their performance within a week of holding the ISA and the question paper is discussed in the class as well as at an individual level. Weak students are identified and remedial classes held for them. The institution evaluates the students through one terminal test at the end of the semester.

6.3.4 Research and Development

The College Management and Principal encourage the faculty members to pursue Ph.D. programs. To facilitate smooth progress and implementation of research in the College, Faculty members are provided with funds to pursue short term research and to attend seminars and workshops related to research

6.3.5 Library, ICT and physical infrastructure / instrumentation

Internet connectivity on the campus, staff room, library, laboratories, office. Computers in all the department and laboratories. Well-equipped library, with open access system. Subscription to e-journal. Well-equipped laboratories, Seminar/Conference Hall.

6.3.6 Human Resource Management

The College encourages the faculty and the non-teaching staff to utilize their talents and contribute to the College activities as members of various Committees. The Career Guidance, Counselling, Employment and Placement Cell caters to the needs of the students through assistance and guidance.

6.3.7 Faculty and Staff recruitment

The College is not the appointing authority for any faculty. Appointments are made by the Goa Public Service Commission (GPSC), which recruits as per the Goa University Statutes. Need-based temporary staff (on contract, part time, lecture basis) is recruited by the Directorate of Higher Education, as per the Goa University Statutes.

6.3.8 Industry Interaction / Collaboration

Resource persons from industries are invited to conduct sessions for students and faculty. Industry visits are held.

6.3.9 Admission of Students

All eligible students are admitted; none is denied a seat if available. The list of selected candidates is displayed on the College notice boards; Access, equity and social justice are ensured as per reserved quota; Guidelines and calendar for admission as provided by the Goa University are strictly followed;

6.4 Welfare schemes for

Teaching	29
Non teaching	28
Students	10

6.5 Total corpus fund generated

Govt. Fund
(Student Aid Fund : Rs. 9000/-

6.6 Whether annual financial audit has been done

Yes No

6.7 Whether Academic and Administrative Audit (AAA) has been done?

Audit Type	External		Internal	
	Yes/No	Agency	Yes/No	Authority
Academic	Nil	Nil	Nil	Nil
Administrative	Nil	Nil	Nil	Nil

6.8 Does the University/ Autonomous College declares results within 30 days?

For UG Programmes Yes No

For PG Programmes Yes NA No NA

6.9 What efforts are made by the University/ Autonomous College for Examination Reforms?

As per University Ordinances.

6.10 What efforts are made by the University to promote autonomy in the affiliated/constituent colleges?

NA

6.11 Activities and support from the Alumni Association

Ex-students are invited for various programmes in the College. Some of the ex- students volunteer to coach the weight lifting, power lifting teams. Ex-students also avail of training programmes for NET/SET exam. They are extended the facilities of internet use and library.

6.12 Activities and support from the Parent – Teacher Association

Annual General Body Meeting, distribution of mark sheets and counselling.

6.13 Development programmes for support staff

NIL

6.14 Initiatives taken by the institution to make the campus eco-friendly

No smoking zone, Plastic free zone, availability of dust bins in every part of the college. Regular informal interactions with students to develop a sense of eco – friendly environment.

Criterion – VII

7. Innovations and Best Practices

7.1 Innovations introduced during this academic year which have created a positive impact on the functioning of the institution. Give details.

Nil

7.2 Provide the Action Taken Report (ATR) based on the plan of action decided upon at the beginning of the year

NIL

7.3 Give two Best Practices of the institution (please see the format in the NAAC Self-study Manuals)

1. Felicitating parents of the Best Sports Person of the Academic Year.
2. Giving representation to the differently abled students in the Students' Council as an act of affirmative action.

****Provide the details in annexure (annexure need to be numbered as i, ii,iii)***

7.4 Contribution to environmental awareness / protection

No smoking zone, Plastic free zone, availability of dust bins in every part of the college. Regular informal interactions with students to develop a sense of eco – friendly environment. Besides NSS and NCC unit of this college undertake many social activities to create environmental awareness in the neighbouring villages.



7.5 Whether environmental audit was conducted? Yes No

7.6 Any other relevant information the institution wishes to add. (for example SWOT Analysis)

8. Plans of institution for next year

Name : Prof. Oscar de Noronha

Name : Dr. Gervasio S.F.L. Mendes



Signature of the Coordinator, IQAC

Signature of the Chairperson, IQAC

Annexure I

Best Practices

Best Practice - I

1. Title of the Practice

FELICITATING PARENTS OF OUTSTANDING SPORTSPERSONS, PARTICULARLY FOR ENCOURAGING THEIR CHILDREN TO PARTICIPATE IN SPORTS

2. Goal

Integrating values developed by sports in education by encouraging participation in sports and physical activity, through involvement of the parents.

3. The Context.

Our College is in a rural area. Many students are hesitant to take up sports due to ignorance, financial difficulty and lack of motivation. Games and Sports give students a base to interact, communicate, compete, socialize, understand and respect one another. Our sports practices provide an opportunity to infuse life skill training in students. This style of training has also proven to have brought laurels in sports to the College. We believe that their performance in sports will benefit them in academics as well. It has been observed that parents discourage their children, especially girls at the graduate level, from participating in sports. They expect them to concentrate fully on their academics and if necessary take up a part-time job to supplement family income. It was felt that we could felicitate parents who have encouraged their children to take part in sports right from their early childhood.

4. The Practice

It is not uncommon in most colleges to felicitate the best sportsmen and women at a public function. The uniqueness of our practice is that we scout and felicitate the parents. The Sports Council, which is represented by students and teachers along with the College Physical Education Director, in consultation with the Principal, shortlists the sportspersons' parents to be felicitated. The criteria that have been followed for selection are the students' sports performance before joining the College; his/her performance, and medals won for the College; state- and national-level representation, if any; his/her discipline, and how much of a role model he/she has been on and off the sports field.

5. Evidence of Success

We fall short of words to explain how honoured a parent feels when he/she is felicitated in the presence of the entire College, for the achievements of his/her son/daughter. This felicitation is recognition of the efforts of the parents who support their children in achieving their goals not only in curricular but also extra-curricular activities. There has been positive feedback from parents at the P.T.A. meetings. This practice has encouraged students' participation in sports. Since this practice was initiated on 9th of December 2009, in the academic year 2009-10, the College women and men Kabaddi teams have been the Inter-College champions for last five and three years, respectively. The success speaks for itself when we realize that the College Women's Kabaddi team won its first ever Inter-College Kabaddi championship in December 2009 and ever since has won all the matches they have played for five consecutive years till date. This practice has also encouraged parents' interaction with the College staff and Principal. 6. Problems Encountered and Resources Required. As some students are almost at par in terms of sports achievement it is sometimes difficult to select one parent from the short-listed candidates. Nevertheless other criteria enable the Sports Council to select the most appropriate candidate. At times the parents are very shy to attend the felicitation function. The College authorities go out of their way to make them realize the importance of the event and make them comfortable by extending them a warm welcome. So far there has been no financial burden as the practice is only symbolic: a Shawl and Shreefal is handed over to the awardees.

7. Notes (Optional)

This practice is most successful when the College Physical Education Director knows the background of the sports person, and has interacted with their parents, coaches and friends. It is also helpful when the sports person are an active part of the life skill training imparted to them apart from their regular practices.

Best Practice - II

1. Title of the Practice

Giving representation to the differently abled students in the Student's Council as an act of affirmative action.

2. Goal

To give the feeling of equality, recognition and develop the skill of leadership and confidence in the minds of differently abled students by involving them in Student's Council which is a body of students' representatives.

3. The Context.

Our College is catering in and around Permen Taluka and border villages of Maharashtra. In the last five years on an average, at least two differently abled students have been seeking admissions in this college. The college administration thought of recognising them in a group of others and create an environment and feeling in them that they too are equally important component of this College and equally competent.

4. The Practice

The Student's Council is a body of elected / nominated members of the students' representatives headed by the Council Convenor (Teacher) and chaired by the Principal of the college. The Student's Council conducts various co-curricular activities under the guidance of teachers. It gives them an opportunity to develop organising skills, event management and leadership. The Student's Council is generally not represented by differently abled students. Our college is unique in this respect, to open an avenue to these students and accommodating them in the Student's Council.

5. Evidence of Success

The college has observed a lot of improvement in their behaviour, confidence and in scholastic performance.

6. Problems Encountered:

The college has never faced any problem to implement / practice this good practice and college decided to continue the same forever.